2025 UGANDA HIV AND AIDS FACTSHEET (BASED ON DATA ENDING 31ST DECEMBER 2024)

This factsheet gives the Status of the National HIV and AIDS Response in Uganda as of December 2024.

01 Introduction

Uganda has continued to register progress in its fight against HIV and AIDS.

4.9% HIV Prevalence in 2024

1,527,238 M people in Uganda were living with HIV in 2024.

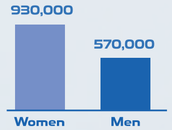

37,000 people became newly infected with HIV in 2024

20,000 people died from AIDS-related illnesses in 2024

1.3 M people were accessing antiretroviral therapy in 2024.

02 PLHIV

Estimated Number of People Living with HIV (PLHIV) as of December 2024

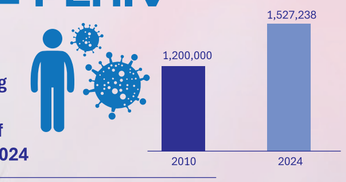

The increased number of PLHIV can be attributed to the Government of Uganda test and treat policy which has increased ART coverage in Uganda, thereby reducing AIDS related mortality.

ESTIMATED NUMBER OF PLHIV DISAGGREGATED BY AGE GROUP & SEX

Population Group	Year	
	2010	2024
Adults & Children	1,200,000	1,527,238
Adults 15+	1,000,000	1,456,569
Women 15+	620,000	930,000
Men 15+	380,000	570,000
All Young people 15 -24	200,000	150,000
Young Men 15 -24	50,000	40,000
Young Women 15 - 24	150,000	110,000
All Adolescent 10 - 19	110,000	85,000
Adolescent Girls 10 - 19	70,000	50,000
Adolescent Boys 10 - 19	40,000	35,000
Children 0 - 14	140,000	71,000

SOURCE: COUNTRY HIV ESTIMATES 2025

03 New HIV Infections

New HIV infections among all ages declined to **37,000**. This translates to **711** new infections every week and **101** new infections every day.

61% reduction in the new infections

Number of New HIV Infections by age group and sex

Population Group	Year	
	2010	2024
Adults & Children	96,000	37,000
Adults 15+	77,000	32,000
Women 15+	45,000	21,000
Men 15+	32,000	11,000
All Young people 15 -24	33,000	14,000
Young Men 15 -24	9000	3,000
Young Women 15 - 24	24,000	11,000
All Adolescent 10 - 19	14,000	6,000
Adolescent Girls 10 - 19	13,000	5,500
Adolescent Boys 10 - 19	1,000	500
Children 0 - 14	20,000	4,700

SOURCE: COUNTRY HIV ESTIMATES 2025

YOUNG PEOPLE (15 - 24)

There was a decline in the new HIV infections among the young people 15-24.

57% decline

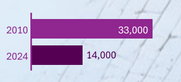

The new infections were high among the young women compared to the young men.

Group	Freq.	%age
Young Men 15 -24	3,000	20%
Young Women 15 - 24	11,000	78%
All Young people 15 -24	14,000	45%

SOURCE: COUNTRY HIV ESTIMATES 2025

04 HIV Prevalence

4.9% prevalence adults 15-49

Among adults 15-49, women had the highest prevalence rate.

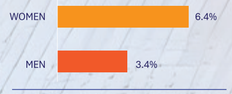

SOURCE: COUNTRY HIV ESTIMATES 2025

At Sub National Level, the HIV epidemic is geographically diverse with the prevalence ranging from 7.7% in central to 2.3% in West Nile while Fort Portal City had the highest HIV prevalence of 14%.

HIV PREVALENCE 15-49YEARS, AS AT DECEMBER 2024

Key messages: Cities, municipalities, locations around water bodies and transport corridors present high HIV prevalence (Fortportal City, Kyotera District, Kalangala District, Soroti City, Mbarara City)

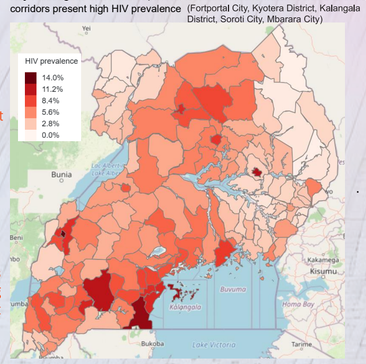

05 Annual AIDS Related Death

20,000 people died of AIDs related causes in 2024 compared to 56,000 in 2010.

63% decline in AIDS-related deaths

AIDS RELATED DEATH DISAGGREGATED BY SEX AND AGE GROUP

Population Group	Year	
	2010	2024
Adults & Children	56,000	20,000
Adults 15+	41,000	17,000
Women 15+	24,000	8,300
Men 15+	17,000	8,700
All Young people 15 -24	3,800	1,800
Young Men 15 -24	1,200	700
Young Women 15 - 24	2,600	1,100
All Adolescent 10 - 19	3,300	1,100
Adolescent Girls 10 - 19	1,800	550
Adolescent Boys 10 - 19	1,500	550
Children 0 - 14	15,000	3100

SOURCE: COUNTRY HIV ESTIMATES 2025

06 Elimination of Mother to Child Transmission (E-MTCT) Coverage

76% decline

Mother to Child Transmission declined due to an aggressive PMTCT strategy.

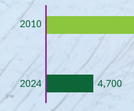

100% of the HIV Exposed infants accessed ARVs for Prophylaxis with the final transmission however 6% acquired HIV during breast feeding.

Key Indicator	Year	
	2010	2024
Pregnant women (received ARV for PMTCT (%))	70	>99
Pregnant women (received ARV for PMTCT (#))	28,590	81,445
MTCT rate at 6 weeks (%)	11.8	2.27
MTCT rate (% + breastfeeding)	25.5	6.12
New HIV infections averted due to PMTCT(#)	11,169	20,630
Number of new child infections due to MTCT	20,000	4,700

SOURCE: COUNTRY HIV ESTIMATES 2025

- Despite the decline, MTCT is still contributing about 13% of all estimated HIV new infections.
- Seroconversion during late pregnancy, breastfeeding, and among women abandoning treatment were believed to contribute around 84% of new pediatric infections in 2024.

07 Conditional HIV Testing Cascade (95-95-95)

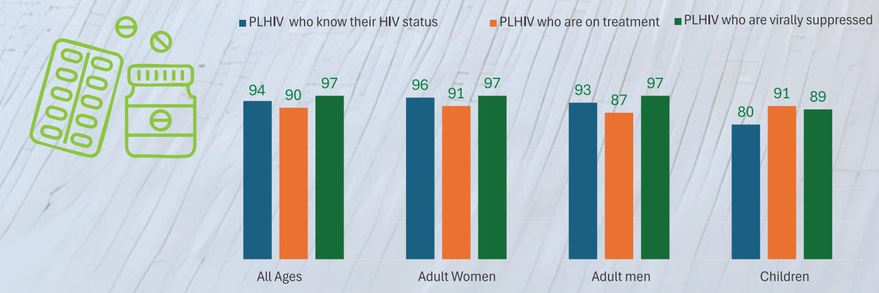

SOURCE: COUNTRY HIV ESTIMATES 2025

08 PrEP Cascade

	2022	2023	2024
Screened for eligibility	210,200	260,590	407,158
Total eligible for PrEP	154,032	186,116	299,739
Initiated on PrEP	142,135	163,062	225,827

SOURCE: DHIS2

There is improved PrEP coverage in Uganda. The categories eligible for PREP are vulnerable population like the sex workers, partners of the sex workers, long distance travelers, MSMs and discordant couples.

09 TB HIV Co-Infection

INDICATOR	2022	2023	2024
No. of TB patients who Tested for HIV	48,914	54,399	68,405
HIV+	3,429	4,026	3,807
Linked to HIV Care	3,178	3,780	3,568
%age linked to care	93%	94%	94%

SOURCE: DHIS2

10 Safe Male Circumcision

A total of 7.3million circumcisions have been performed since 2010 to 2024

54% coverage

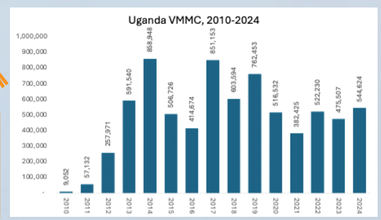

11 Condom Distribution

In 2024, there was an increase in the number of male condoms distributed as compared to the previous 2 years.

	2022	2023	2024
Male Condoms	131,390,167	138,662,280	207,876,602
Female condoms	49,920	197,500	132,520

SOURCE: DHIS2

12 Multiple Sexual Partnership

- **4%** of women aged 15 – 49 reported having more than one partner.
- **15%** of women had sex with a person who was neither their husband nor lived with them.
- **23%** of men aged 15-49 reported having more than one sexual partner.
- **34%** of men reported having sex with a person who neither was their wife nor lived with them.

SOURCE: UGANDA DEMOGRAPHIC HEALTH SURVEY 2022

13 Early Sexual Debut and Teenage Pregnancy

The percentage of young women aged 15 – 24 who have had sex by age 15 decreased from 16% in 2006 to 13.9% in 2011, 12% in 2016 and 11.9% in 2022. While there was a slight increase for young men from 12% in 2006 to 16% in 2011, 17% in 2016 and though decreased slightly to 16.4% in 2022.

AGE AT FIRST SEXUAL INTERCOURSE (< 15 YEARS) FOR YOUNG PEOPLE (%)

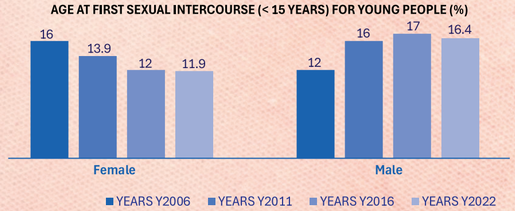

SOURCE: UGANDA DEMOGRAPHIC HEALTH SURVEY 2022

- Teenage pregnancy rate reduced from 23.6% in April to June 2024 to 21.6% in Oct to December 2024 according to the Teenage Pregnancy Surveillance and Response intervention that is coordinated by Ministry of Health.

14 Comprehensive Knowledge about HIV and AIDS Prevention

TRENDS OF COMPREHENSIVE KNOWLEDGE ON HIV & AIDS

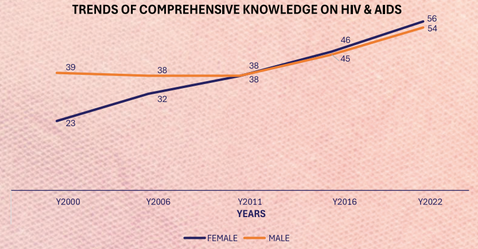

SOURCE: UGANDA DEMOGRAPHIC HEALTH SURVEY 2022

The comprehensive knowledge on HIV & AIDS for both women and men has increased from 23% of women and 39% of men in 2000-1 to 56% of women and 54% of men in 2022.

15 Stigma and Discriminatory Attitudes Towards PLHIV

Among women and men aged 15-49 who have heard of HIV & AIDS (%)

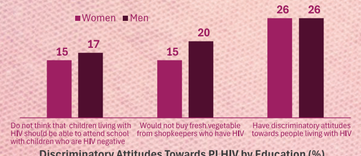

The discriminatory attitudes for both men and women decrease with increasing education.

Discriminatory Attitudes Towards PLHIV by Education (%)

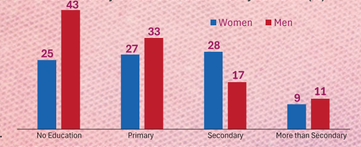

Furthermore, 25% for women and 43% of men with no education report discriminatory attitudes compared to 9% of women and 11% of men with more than a secondary education.

SOURCE: UGANDA DEMOGRAPHIC HEALTH SURVEY 2022

16 Gender Based Violence

FORM OF GBV REPORTED TO POLICE BY YEAR

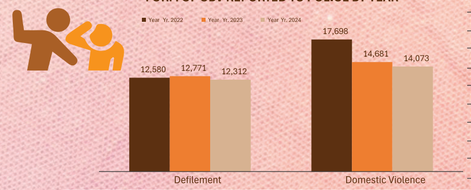

SOURCE: UGANDA POLIC CRIME REPORT 2024

Defilement cases reported to Uganda Police declined from 12,580 in 2022 to 12,312 in 2024 whereas the Domestic Violence cases reported decreased from 17,698 in 2022 to 14,073 in 2024. Further it should be noted that 65% of the case reported the victims of defilements were 15 – 17 years followed by 22% where the victims were 9 – 14 years.

#EndAIDS2030Ug

This publication was made possible with funding from UNAIDS, with support from Ministry of Health and HIV Partners.

For more information, please contact;

UGANDA AIDS COMMISSION SECRETARIAT

PLOT 1/3 SALIM BEY ROAD

NTINDA. P.O BOX 10779, KAMPALA.

(+256) 414 288 065

uac@uac.go.ug | www.uac.go.ug

UgandaAIDSCommission @aidscommission

17 Financing

A total of UGX2.3 trillion was mobilized to fight HIV and AIDS. Where UGX360B Government of Uganda Direct Funding for financial year 2023/24. Through mainstreaming, GOU mobilized UGX62B to support HIV and AIDS activities in the 151 government Ministries, Departments, and Agencies (MDAs).

UGX.2.3 T mobilized to fight HIV & AIDS

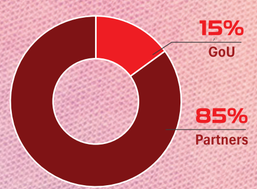

The major partners were PEPFAR (70%) and GF (24%)

SOURCE: JAR REPORT 2023/24

Sub National Estimates (Ending December 2024)

Region Statistics

SUB REGION	PLHIV 15+	HIV PREVALENCE 15-49	NEW INFECTIONS 15+
Acholi	86,800	7.0%	1,950
Ankole	141,600	6.3%	2,800
Bukedi	47,000	3.0%	1,040
Bunyoro	90,400	4.7%	2,180
Busoga	91,800	3.2%	2,270
Elgon	43,900	3.0%	1,180
Kampala	73,600	5.6%	1,840
Karamoja	11,600	1.4%	290
Kigezi	49,200	4.9%	940
Lango	96,200	5.8%	2,080
North Buganda	187,300	5.8%	4,100
South Buganda	324,600	7.5%	6,660
Teso	52,600	3.3%	1,110
Toro	110,700	4.9%	2,300
West Nile	49,200	2.3%	1,160

DISTRICT	HIV PREVALENCE 15-49	PLHIV 15+	NEW HIV INFECTIONS 15+	ART COVERAGE 15+
Abim	2.5%	3,100	80	81.7%
Adjumani	2.2%	3,000	70	86.4%
Agago	6.7%	9,900	220	83.8%
Alebtong	4.8%	9,300	200	84.1%
Amolatar	5.3%	6,500	120	90.3%
Amudat	1.3%	1,200	30	77.0%
Amuria	3.0%	4,800	110	83.8%
Amuru	5.6%	8,100	190	79.5%
Apac	5.9%	9,300	210	84.1%
Arua	2.5%	2,600	70	79.6%
Arua City	4.0%	10,100	260	80.1%
Budaka	2.9%	5,200	110	83.3%
Bududa	1.4%	2,800	70	79.9%
Bugiri	2.7%	9,200	220	80.0%
Bugweri	2.5%	3,200	80	79.6%
Buhweju	4.0%	3,900	90	84.2%
Buikwe	8.8%	30,100	600	87.3%
Bukedea	2.2%	4,300	100	82.8%
Bukomansimbi	8.4%	8,500	140	90.0%
Bukwo	1.5%	1,200	30	75.0%
Bulambuli	2.9%	5,300	130	77.0%
Buliisa	3.2%	3,500	90	82.6%
Bundibugyo	2.2%	4,100	100	85.1%
Bunyangabu	8.1%	11,400	200	90.7%
Bushenyi	8.0%	13,600	250	90.4%
Busia	3.8%	10,700	240	84.3%
Butaleja	1.9%	4,000	100	77.1%
Butambala	6.9%	4,700	90	85.4%
Butebo	2.2%	1,700	40	85.2%
Buvuma	4.4%	4,800	120	76.7%
Buyende	2.2%	6,200	170	75.1%
Dokolo	4.6%	6,500	150	82.9%
Fort portal City	14.3%	12,500	250	86.8%
Gomba	5.7%	6,800	130	84.6%
Gulu	7.5%	5,600	130	80.0%
Gulu City	9.6%	16,600	380	86.5%
Hoima	4.4%	7,800	190	80.0%
Hoima City	7.7%	6,900	170	84.4%
Ibanda	6.2%	11,700	240	86.7%
Iganga	3.7%	10,500	260	80.0%
Isingiro	3.6%	14,600	290	87.2%
Jinja	3.4%	5,800	150	79.3%
Jinja City	6.5%	11,500	270	85.1%
Kaabong	0.5%	400	10	84.5%
Kabale	5.1%	8,900	170	89.2%
Kabarole	9.4%	14,100	240	91.6%
Kaberamaido	4.9%	4,800	100	87.6%
Kagadi	5.1%	14,200	320	85.5%
Kakumiro	4.0%	15,500	400	78.8%
Kalaki	3.5%	3,300	70	89.1%
Kalangala	12.0%	7,200	140	85.2%
Kaliro	1.9%	3,900	100	78.1%
Kalungu	8.4%	9,500	160	90.7%
Kampala	5.6%	73,600	1,840	87.8%
Kamuli	3.2%	12,000	280	81.2%
Kamwenge	4.7%	10,800	240	84.6%
Kanungu	6.2%	11,300	230	86.7%
Kapchorwa	2.9%	2,500	60	77.8%
Kapelebyong	3.8%	2,700	60	80.8%
Karenga	2.3%	1,000	20	87.5%
Kasese	2.4%	13,100	290	86.9%
Kassanda	4.8%	9,900	230	82.9%
Katakwi	3.6%	5,100	100	89.2%
Kayunga	6.0%	16,100	370	79.8%
Kazo	4.0%	6,300	140	83.2%
Kibaale	4.2%	6,100	150	80.2%
Kiboga	7.2%	9,000	200	81.8%
Kibuku	1.7%	3,100	80	79.7%
Kikuube	4.7%	12,100	310	78.5%
Kiruhura	11.2%	15,800	290	87.0%
Kiryandongo	4.3%	9,500	220	83.7%
Kisoro	2.2%	4,900	110	84.0%
Kitagwenda	5.3%	6,600	130	85.9%
Kitgum	5.4%	8,400	180	86.1%
Koboko	1.3%	2,400	60	78.6%
Kole	6.1%	11,400	240	86.8%
Kotido	0.9%	1,300	30	83.3%
Kumi	2.4%	5,000	120	80.6%
Kwania	6.0%	8,500	190	84.7%
Kween	5.9%	4,200	170	28.0%
Kyankwanzi	4.7%	9,700	240	79.7%
Kyegegwa	3.9%	13,800	330	82.8%
Kyenjojo	6.1%	21,900	480	85.7%
Kyotera	12.6%	22,800	410	85.0%
Lamwo	5.8%	5,300	110	82.9%
Lira	5.8%	8,900	200	84.9%
Lira City	9.1%	16,300	350	89.6%
Luuka	2.4%	4,200	100	78.4%
Luwero	6.5%	25,000	560	82.0%
Lwengo	8.1%	12,900	250	86.0%
Lyantonde	7.9%	6,400	140	83.1%
Madi okollo	2.1%	2,400	60	81.6%
Manafwa	1.9%	2,200	50	80.3%
Maracha	1.3%	1,700	40	85.1%
Masaka	9.8%	7,700	140	84.9%
Masaka City	9.6%	15,500	300	89.6%
Masindi	6.1%	14,600	340	83.6%
Mayuge	3.0%	11,800	300	76.5%
Mbale	3.3%	5,500	140	79.1%
Mbale City	4.9%	12,600	330	80.7%
Mbarara	7.5%	8,600	160	87.5%
Mbarara City	9.9%	17,100	380	87.0%
Mitooma	4.7%	5,800	110	89.9%
Mityana	6.5%	17,000	330	87.4%
Moroto	2.1%	1,800	50	71.7%
Moyo	2.6%	2,000	50	78.2%
Mpigi	7.9%	16,500	310	88.1%
Mubende	5.4%	24,000	540	84.0%
Mukono	4.9%	26,800	570	87.3%
Nabilatuk	0.5%	300	10	87.0%
Nakapiripirit	1.3%	1,200	30	82.7%
Nakaseke	4.5%	7,500	170	83.2%
Nakasongola	4.6%	7,400	170	81.6%
Namayingo	5.7%	8,800	210	78.2%
Namisindwa	1.5%	2,200	60	78.8%
Namutumba	2.2%	4,700	120	78.3%
Napak	1.2%	1,300	30	81.4%
Nebbi	3.3%	6,200	130	87.9%
Ngora	2.0%	2,400	50	87.4%
Ntoroko	4.1%	2,300	50	83.5%
Ntungamo	6.0%	21,300	430	86.3%
Nwoya	6.0%	12,500	280	82.1%
Obongi	1.8%	600	10	83.4%
Omoro	7.9%	9,300	210	80.5%
Otuke	4.0%	3,800	80	87.2%
Oyam	5.3%	15,700	350	85.4%
Pader	8.4%	11,000	250	80.1%
Pakwach	3.4%	4,700	110	82.1%
Pallisa	1.2%	3,200	80	81.5%
Rakai	6.0%	12,700	240	87.4%
Rubanda	2.9%	3,900	80	84.8%
Rubirizi	6.0%	5,500	100	90.0%
Rukiga	4.4%	3,200	60	86.7%
Rukungiri	7.8%	17,100	300	90.5%
Rwampara	6.9%	6,700	130	87.2%
Serere	2.0%	5,200	120	84.8%
Sheema	7.1%	10,600	200	87.8%
Sironko	3.0%	5,500	130	80.0%
Soroti	2.5%	3,900	80	88.3%
Soroti City	11.6%	11,100	220	89.9%
Ssembabule	6.2%	13,000	270	84.1%
Terego	1.4%	2,200	50	82.3%
Tororo	4.8%	19,100	390	86.3%
Wakiso	7.1%	180,300	3,950	89.9%
Yumbe	1.0%	4,700	130	79.4%
Zombo	3.7%	6,700	130	86.8%

UGANDA AIDS COMMISSION

OFFICE OF THE PRESIDENT



UNAIDS

A Call to Action

Young People

- Abstain from sex until you are ready for the consequences and take responsibility that comes with it. Concentrate on your studies and your future.
- HIV still exists and continues to spread. You can protect yourself through abstinence, faithfulness and correct and consistent condom use.
- Your HIV negative status expires every time you have unprotected sex with someone whose HIV status you do not know.
- Avoid peer pressure. Consequences of sex are not shared by your friends. Just because your friends are talking about having sex does not mean you should also have it.

Men

- You are the Champions, take a lead to end cross generation sex in our communities
- Alcohol and Drugs impair your judgement and may lead you to risky sexual behavior. Avoid alcohol and drug abuse in order to avoid getting HIV.
- Male medical circumcision can help decrease your risk of contracting HIV. Circumcision must be used with other prevention methods such as abstinence, faithfulness and correct and consistent condom use.
- Remember as a man, you can only achieve your dreams if you are healthy. Protect yourself from HIV.

Leaders

- The fight against HIV and AIDS is every one's responsibility. As a Leader ensure that 0.1% of the local government budgets is allocated for HIV and AIDS activities as directed by the MoFPED
- Mobilize communities to address harmful social cultural and religious beliefs and practices such as child marriages, gender-based violence, alcohol and drug abuse and other behaviors that expose people to the risk of HIV.
- Ensure inclusion of people living with HIV in economic empowerment and social protection programs.

PLHIV

- Treatment for HIV is available but does not cure HIV. You have to take the medicines every day for the rest of your life.
- The day you test HIV positive, accept your status and begin taking your ARVs.
- Do you know your viral load? Testing for viral load helps you know if the ARVs are working well for you. Ask your Healthcare provider for a viral load test when due.
- Disclosure of your HIV status is a personal decision. Disclosing your HIV status enables you to get the necessary support while on ART care.
- Seek counselling from a skilled counsellor when faced with sexual and gender-based violence or any other form of violence.
- As a person living with HIV, avoid self-stigma; and live positively.

Parents

- Test for HIV regularly with your partner(s) and receive your results together.
- If both test negative, remain faithful, use condoms correctly and consistently. HIV still exists.
- If you both test positive, support each other to take your medication as advised by the health worker.
- If one of you tests positive, accept the results and support each other to take medication. Protect yourselves using condoms.
- Spend quality time with your children and set an example for them to follow
- Understand and discuss the unique needs of young people especially adolescents such as body changes and attraction to the opposite sex.
- HIV positive women can have HIV negative babies if they start antenatal care early and comply with healthcare providers' advise.

UGANDA AIDS COMMISSION

OFFICE OF THE PRESIDENT



#EndAIDS2030Ug

This publication was made possible with funding from UNAIDS, with support from Ministry of Health and HIV Partners.

For more information, please contact;

UGANDA AIDS COMMISSION SECRETARIAT

PLOT 1/3 SALIM BEY ROAD
NTINDA. P.O BOX 10779, KAMPALA.
(+256) 414 288 065
uac@uac.go.ug | www.uac.go.ug
UgandaAIDSCommission @aidscommission

UNAIDS