2024 Uganda HIV and AIDS Factsheet (Based on Data ending 31st December 2023)

01 Introduction

Uganda has made tremendous strides in the HIV response over the decades. This factsheet gives the status of the national HIV and AIDS response in Uganda as of December 2023.

The HIV/AIDS prevalence significantly declined;

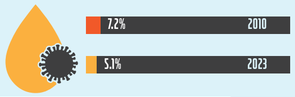

Decline in new HIV infections was registered;

61% DECLINE

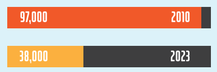

Partly due to the scale up of various prevention and treatment programs.

AIDS-related deaths declined;

63% DECLINE



Attributable to the wider access to ART—made available with the roll out of free ART in 2001— and the country's ability to cover treatment needs.

02 New HIV Infections

There are 730 new infections every week.

Number of New Infection by Age Group and Sex

Population Group	Year	
	2010	2023
Adults & Children	97,000	38,000
Adults 15+	69,000	33,000
Women 15+	40,000	22,000
Men 15+	29,000	11,000
All Young people 15 -24	34,000	15,000
Young Men 15 -24	9,000	3,000
Young Women 15 - 24	25,000	12,000
All Adolescent 10 - 19	15,000	6,600
Adolescent Women 10 - 19	13,000	5,900
Adolescent Men 10 - 19	2,000	700
Children 0 - 14	28,000	4,700

Source:MOH HIV Estimates 2023

Young People (15 - 24)

15,000

new HIV infections among the young people.

Group (15-24)	%reduction of new infections over 12 yrs
Young Men	40%
Young Women	26%

80% of new HIV Infections among the young people were adolescent girls representing 4 out of 5.

Source: HIV Estimates 2023

03 HIV and AIDS Burden

Estimated number of PLHIV as of Dec 2023;

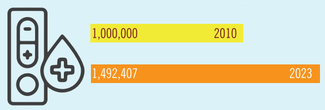

Estimated Number of PLHIV Disaggregated by Age Group & Sex

Population Group	Year	
	2010	2023
Adults & Children	1,000,000	1,492,407
Adults 15+	860,000	1,400,000
Women 15+	510,000	910,000
Men 15+	350,000	490,000
All Young people 15 -24	200,000	150,000
Young Men 15 -24	50,000	40,000
Young Women 15 - 24	150,000	110,000
All Adolescent 10 - 19	100,000	85,000
Children 0 - 14	140,000	72,000

Source:MOH HIV Estimates 2023

AGYW (15-24)

Disaggregation for districts by the new HIV infections for AGYW ages 15-24

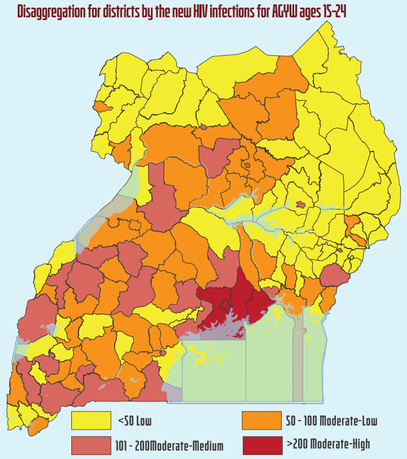

04 Gender Based Violence

As per countrywide cases reported to the police, defilement is shown to have increased, while domestic violence declined.

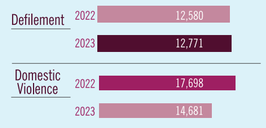

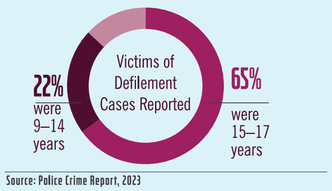

Source: Police Crime Report, 2023

05 HIV Prevalence

5.1% PREVALENCE

HIV prevalence among adults 15-49.

Adults 15 - 49 Prevalence rate 6.6% women | 3.6% men

Uganda's HIV epidemic is geographically diverse, ranging from a prevalence of 8.7% in South Buganda to 2.3% in West Nile. The National HIV prevalence among males and females aged 15-24 years was estimated at 0.9% and 2.2% in 2023 respectively, with an overall HIV prevalence of 1.98% and 150,000 young adults were estimated to be living with HIV in 2023.

Source: MOH HIV Estimates

06 Annual AIDS Related Death

Annual AIDS related deaths as of Dec 2023;



Annual AIDS Related Death Disaggregated by Sex and Age group

Population Group	Year	
	2010	2023
Adults & Children	53,000	20,000
Adults 15+	39,000	17,000
Women 15+	24,000	8,200
Men 15+	15,000	7,800
All Young people 15 -24	3,500	1,900
Young Men 15 -24	1,100	800
Young Women 15 - 24	2,400	1,100
All Adolescent 10 - 19	2,900	1,100
Adolescent Women 10 - 19	1,600	560
Adolescent Men 10 - 19	1,300	550
Children 0 - 14	14,000	3200

Source: MOH HIV Estimates 2023

AIDS-RELATED VS NON AIDS DEATHS AMONG PLHIV

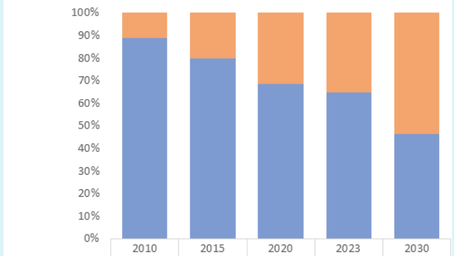

07 Elimination of Mother to Child Transmission (E-MTCT) Coverage

New infections arising from mother-to-child transmission of HIV continue to decline due to an aggressive PMTCT strategy.

12.4% MTCT contribution of all estimated HIV new infections.

Vertical Transmission of HIV (+ breastfeeding)

2010	2023
24.4	5.04

4,700 Approximate number of HIV infections due to mother-to-child transmission countrywide, in 2023.

08 Safe Male Circumcision

6,000,000

A cumulative total of men 15-29 years have been circumcised since 2010.

499,774 Circumcised

There has been an improvement of SMC coverage from 489,733 individuals in the financial year 2021/22 to 499,774 individuals in the period 2022/2023.

66% of the Young people aged 15 – 24 year are circumcised

56% of the men aged 15+ are circumcised

Source: JAR Report 2023

09 HIV Testing and Treatment Cascade

Testing and treatment cascade among People Living with HIV, Uganda, 2023

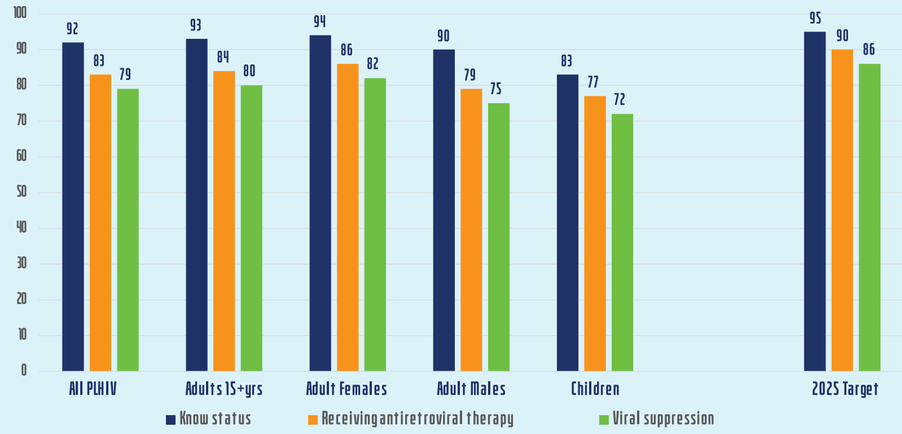

Source: MOH HIV Estimates

10 TB HIV Management (2023)

99% % TB cases tested for HIV

33% % Tested HIV+

94% Enrolled on ART

Source: Health management Information Systems

Key Indicator	Year	
	2010	2023
Pregnant women (received ARV for PMTCT (%)	70	100
Pregnant women (received ARV for PMTCT (#)	28,590	78,482
Pregnant Women needing ARV for PMTCT (#)	76,000	78,000
MTCT rate at 6 weeks (%)	10.63	3.05
Final vertical transmission rate (+ breastfeeding)	24.4	5.04
New HIV infections averted due to PMTCT (#)	10,210	20,000
Number of new child infections due to MTCT	20,000	4,700

Source: MOH HIV Estimates 2023

11 Multiple Sexual Behavior and Condom Use

10% women reported using a condom during the last sexual intercourse with a person who is neither their husband nor lived with them.

34% of men reported having sex with a person who neither was their wife nor lived with them, in the last 12 months

04% of women age 15-49 reported having more than one sexual partner in the past 12 months.

15% of women had sex with a person who was neither their husband nor lived with them, 12 months before survey.

23% of men age 15-49 reported having more than one sexual partner in the past 12 months.

03% of men reported using a condom during their most recent sexual intercourse, among men with more than one partner in the past 12 months.

% who reported using a condom during last sexual intercourse with a person who was neither their spouse nor lived with them	2016	2022
Women	37.3	10.2
Men	57.3	17.6

Source: UDHS 2022

12 Teenage Pregnancy and Motherhood

Teenagers who engage in sexual intercourse at a young age face an elevated risk of contracting HIV, becoming pregnant and giving birth.

Women age 15-19

Had initiated child bearing by the time of the survey	23.5%
Having already had a live birth	18.4%
Were pregnant with their first child	5.1%

AGE 16

1 in every 10 women age 15-19 has begun childbearing. This percentage significantly rises to almost 4 out of every 10 by the time they reach 18.

25%

Teenagers in rural areas started child bearing earlier than those in urban areas. 25% of women age 15-19 in rural areas have begun child bearing, compared with 21% in urban areas.

Teenage childbearing varies by region.

The percentage of women age 15-19 who have begun childbearing ranges from 15% in Kigezi region to 28% - 30% in Busoga and Bukedi sub regions.

The proportion of women age 15-19 who have begun childbearing decreases with both education and wealth.

Source: UDHS 2022

13 Comprehensive Knowledge about HIV and AIDS Prevention

The percentage of men and women with comprehensive knowledge of HIV and AIDS has increased since 2000-01.

	2011	2022
Women	38%	56%
Men	38%	54%

Among women, knowledge has increased from 63% in 2000-01 to 66% in 2006, 74% in 2011, 84% in 2016 but decreased to 78% in 2022.

Increases among men have been smaller, with the proportion knowing of both prevention methods ranging from 75% to 83% in 2016, and slight decrease to 82% in 2022.

Knowledge of both HIV prevention methods

Knowledge of both HIV prevention methods among women has increased moreover the past 16 years, compared to the male counterparts.

MEN **82%** WOMEN **78%**

90% of women and only 58% of men know that the risk of getting HIV can be reduced by using condoms and limited sex to one uninfected partner.

Source: UDHS 2022

14 Stigma and Discriminatory Attitudes Towards People Living with HIV

Wide spread stigma and Discrimination in a population can adversely affect both people's willingness to be tested and their adherence to antiretroviral therapy (ART).

Discriminatory Attitudes Towards PLHIV

WOMEN 23.4%

MEN 26%

Regional Discriminatory Attitudes

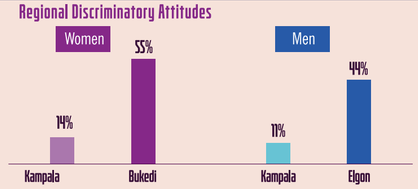

25% of women and 43% of men with no education report discriminatory attitudes, as compared with 9% of women and 11% of men with more than a secondary education.

The percentage of women with discriminatory attitudes falls from 28% among those in the lowest wealth quintile to 15% among those in the highest wealth quintile. The corresponding percentages among men are 29% and 20%.

Source: UDHS 2022

15 HIV Funding (USD)

US$651 million

A total of US$651 million was mobilized to fight HIV and AIDS, out of the targeted $836 million for financing the response for 2022/23 giving a funding gap of 22% ($185 million).

Source: NASA Report 2023

US$81,189,593

Government of Uganda Direct Funding for financial year 2022/23.

Through mainstreaming, GOU mobilized $9,938,082 to support HIV and AIDS activities in the 151 government Ministries, Departments, and Agencies (MDAs).

Source of Funding

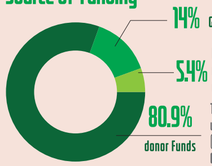

The major donors were PEPFAR (61.5%) and GFATM (13.6%)

Source: MOH HIV Estimates 2023

#ENDAIDS2030UG

This publication was made possible with funding from UNAIDS, with support from Ministry of Health and HIV Partners.

For more information, please contact;

UGANDA AIDS COMMISSION SECRETARIAT

PLOT 1/3 SALIM BEY ROAD
NTINDA, P.O BOX 10779, KAMPALA.
(+256) 414 288 065
uac@uac.go.ug | www.uac.go.ug
UgandaAIDSCommission @aidscommission

Sub-National HIV Estimates (Ending December 2023)

District	HIV prevalance 15-49yrs	PLHIV	HIV infections	ART Coverage
Abim	2.6%	3,000	81	85.6%
Adjumani	2.4%	3,400	86	85.8%
Agago	6.9%	10,500	250	85.5%
Alebtong	4.3%	8,200	197	84.0%
Amolatar	5.3%	6,600	160	81.8%
Amudat	1.3%	1,200	46	48.3%
Amuria	2.9%	4,700	115	85.6%
Amuru	4.8%	7,000	175	81.6%
Apac	6.3%	9,700	258	79.3%
Arua	2.3%	2,900	61	83.9%
Arua City	3.8%	9,400	242	88.9%
Budaka	2.9%	5,200	137	77.0%
Bududa	1.4%	2,800	75	81.6%
Bugiri	2.4%	7,900	204	83.3%
Bugweri	2.3%	3,000	78	80.5%
Buhweju	3.9%	3,700	102	74.9%
Buikwe	9.1%	31,300	700	85.2%
Bukedea	2.2%	4,100	98	86.3%
Bukomansimbi	9.1%	9,300	188	87.5%
Bukwo	1.4%	1,200	34	77.2%
Bulambuli	3.1%	5,700	190	55.2%
Buliisa	3.5%	3,800	118	70.6%
Bundibugyo	2.2%	4,100	115	80.3%
Bunyangabu	9.0%	12,500	291	83.5%
Bushenyi	9.1%	15,500	362	83.6%
Busia	3.9%	10,800	268	83.5%
Kalungu	9.9%	11,200	245	87.9%
Kampala	7.4%	98,500	2,800	84.8%
Kamuli	2.9%	10,900	263	87.1%
Kamwenge	5.0%	11,200	300	79.6%
Kanungu	6.6%	12,100	292	80.5%
Kapchorwa	3.0%	2,600	76	68.5%
Kapelebyong	3.6%	2,500	64	82.2%
Karenga	2.3%	1,000	28	78.0%
Kasese	2.6%	14,300	383	80.9%
Kassanda	5.5%	11,400	308	76.9%
Katakwi	4.1%	5,700	137	83.9%
Kayunga	5.3%	14,200	336	84.6%
Kazo	4.4%	6,900	171	79.2%
Kibaale	4.4%	6,100	182	76.1%
Kiboga	6.4%	8,000	195	84.4%
Kibuku	1.7%	3,000	78	80.4%
Kikuube	4.1%	10,400	319	70.3%
Kiruhura	8.9%	12,500	284	84.6%
Kiryandongo	4.2%	9,300	253	79.0%
Kisoro	2.2%	4,700	117	81.6%
Kitagwenda	5.4%	6,600	166	78.4%
Kitgum	5.3%	8,300	190	88.3%
Koboko	1.2%	2,300	62	84.0%
Kole	5.2%	9,800	255	82.7%
Kotido	0.9%	1,400	35	78.5%
Mitooma	5.4%	6,600	158	83.0%
Mityana	7.3%	19,000	452	82.8%
Moroto	1.8%	1,500	41	75.1%
Moyo	2.4%	1,800	44	82.9%
Mpigi	8.2%	17,000	405	82.7%
Mubende	4.9%	21,100	600	82.1%
Mukono	5.3%	28,600	700	82.7%
Nabilatuk	0.5%	321	9	85.2%
Nakapiripirit	1.4%	1,200	30	81.9%
Nakaseke	4.9%	8,300	205	82.9%
Nakasongola	4.6%	7,300	177	84.7%
Namayingo	4.8%	7,600	178	88.9%
Namisindwa	1.5%	2,200	62	76.4%
Namutumba	1.9%	4,000	102	83.4%
Napak	1.2%	1,300	32	81.2%
Nebbi	3.8%	7,200	184	81.0%
Ngora	2.3%	2,700	64	86.7%
Ntoroko	4.1%	2,300	61	79.4%
Ntungamo	6.4%	22,900	600	80.6%
Nwoya	4.4%	8,400	218	86.2%
Obongi	1.7%	600	14	85.2%
Omoro	7.8%	9,100	216	86.7%

District	HIV prevalance 15-49yrs	PLHIV	HIV infections	ART Coverage
Butaleja	1.7%	3,600	98	77.2%
Butambala	7.2%	5,000	119	82.7%
Buteba	2.2%	1,700	44	80.6%
Buvuma	4.0%	4,300	110	78.0%
Bugende	2.1%	5,900	155	80.8%
Dokolo	4.9%	7,100	187	78.2%
Fort portal City	14.1%	12,200	295	84.5%
Gomba	5.8%	6,800	158	81.3%
Gulu	7.2%	5,400	131	84.0%
Gulu City	10.5%	18,100	460	89.8%
Hoima	4.0%	7,000	197	76.1%
Hoima City	9.6%	8,600	228	85.1%
Ibanda	7.1%	13,300	323	80.8%
Iganga	3.4%	9,700	234	82.7%
Isingiro	4.1%	16,600	395	85.3%
Jinja	3.0%	5,200	141	81.1%
Jinja City	7.5%	13,400	348	83.5%
Kaabong	0.6%	500	15	76.8%
Kabale	5.5%	9,600	227	84.0%
Kabarole	11.6%	17,300	404	85.7%
Kaberamaido	5.0%	4,800	123	81.1%
Kagadi	5.4%	14,900	432	75.5%
Kakumiro	3.9%	14,200	432	74.2%
Kalaki	3.0%	3,500	87	87.4%
Kalangala	13.1%	7,800	172	83.6%
Kaliro	1.8%	3,500	96	75.9%
Kumi	2.3%	4,600	109	84.3%
Kwania	5.9%	8,400	221	80.7%
Kween	2.2%	1,600	58	56.0%
Kyankwanzi	4.6%	9,300	257	79.1%
Kyegegwa	3.6%	12,200	367	74.3%
Kyenjojo	6.7%	23,600	600	81.8%
Kyotera	12.2%	21,700	450	89.5%
Lamwo	5.9%	5,500	128	84.7%
Lira	5.7%	8,800	225	82.7%
Lira City	12.0%	21,300	600	86.9%
Luuka	2.2%	3,900	111	70.9%
Luwero	6.7%	25,300	600	85.1%
Lwengo	8.4%	13,700	314	84.7%
Lyantonde	8.4%	6,600	160	84.4%
Madi Akollo	1.9%	2,200	56	79.8%
Manafwa	1.8%	2,100	57	75.6%
Maracha	1.1%	1,400	35	82.5%
Masaka	9.2%	7,200	156	86.5%
Masaka City	11.3%	18,000	437	86.4%
Masindi	6.1%	14,600	390	80.2%
Mayuge	2.6%	10,000	268	80.7%
Mbale	3.3%	5,500	150	79.5%
Mbale City	4.8%	12,200	319	86.8%
Mbarara	7.8%	9,100	201	86.3%
Mbarara City	11.1%	19,100	491	84.1%
Otuke	3.9%	3,700	89	87.7%
Oyam	5.5%	16,400	438	79.0%
Pader	7.3%	9,700	226	85.3%
Pakwach	3.5%	4,800	124	82.0%
Pallisa	1.1%	2,900	78	80.1%
Rakai	5.2%	11,000	247	87.6%
Rubanda	2.9%	3,900	98	79.6%
Rubirizi	6.7%	6,200	145	83.7%
Rukiga	5.0%	3,600	81	81.8%
Rukungiri	8.3%	18,500	412	84.2%
Rwampara	7.8%	7,600	177	84.6%
Serere	2.0%	5,100	124	86.7%
Sheema	7.5%	11,300	253	85.2%
Sironko	2.8%	5,300	129	82.0%
Soroti	2.8%	4,500	113	85.0%
Soroti City	12.5%	11,700	294	86.9%
Ssembabule	6.5%	13,800	306	87.7%
Terego	1.4%	2,200	56	86.3%
Tororo	5.1%	20,100	482	87.7%
Wakiso	7.2%	178,300	4,900	86.2%
Yumbe	1.1%	4,700	121	88.4%
Zombo	3.7%	6,600	166	80.7%

UGANDA AIDS COMMISSION
OFFICE OF THE PRESIDENT

2024

UGANDA HIV & AIDS FACTSHEET

(BASED ON DATA ENDING 31ST DECEMBER 2023)

A Call to Action

Young People

1. Abstain from sex until you are ready for the consequences and take responsibility that comes with it. Concentrate on your studies and your future.
2. Your partner's HIV status is not yours. Stop the excuses go for HIV testing.
3. Avoid peer pressure, consequences of Sex are not shared by your friends. Just because your friends are talking about and having sex does not mean you should also have it.

Men

4. You are the champions, take a lead to end cross generation sex in our communities.
5. Medical Circumcision can help decrease your risk of contracting HIV but it's not 100% protective. Circumcision must be used with other prevention methods such as abstinence, faithfulness and condom use.
6. Support your partner to breastfeed, have adequate healthy meals and take medication as prescribed.
7. Remember as a man, you can only achieve your dreams if you are Healthy. Stay safe from HIV.

Parents

8. Spend quality time with your children and set an example for them to follow
9. Understand and discuss the unique needs of young people especially adolescents such as body changes and attraction to the opposite sex.
10. Create an enabling environment at home for your children to freely discuss body changes and HIV.
11. Be faithful to your partner and keep HIV away.

Leaders

12. Ensure inclusion of people living with HIV in economic empowerment and social protection programs.
13. Local Government leaders; ensure that 0.1% of the local government budgets is allocated for HIV and AIDS activities as directed by the MoFPED.
14. Ensure that HIV and AIDS coordination structures meet regularly to discuss HIV and AIDS performance and ensure accountability from HIV and AIDS service providers

Community

15. People Living with HIV are not the problem; Do not discriminate against them
16. Protect People Living with HIV against Gender Based Violence
17. It is our responsibility to support People Living with HIV to adhere to treatment and reduce new HIV infections.
18. Your HIV Negative status expires every time you have unprotected sex with someone whose HIV status you dont know.

UGANDA AIDS COMMISSION

OFFICE OF THE PRESIDENT

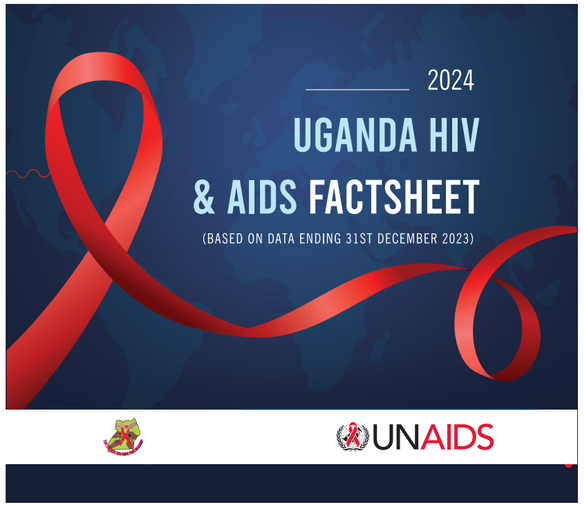

#ENDAIDS2030UG

This publication was made possible with funding from UNAIDS, with support from Ministry of Health and HIV Partners.

For more information, please contact;

UGANDA AIDS COMMISSION SECRETARIAT

PLOT 1/3 SALIM BEY ROAD
NTINDA. P.O BOX 10779, KAMPALA.
(+256) 414 288 065
uac@uac.go.ug | www.uac.go.ug
UgandaAIDSCommission @aidscommission

UNAIDS